

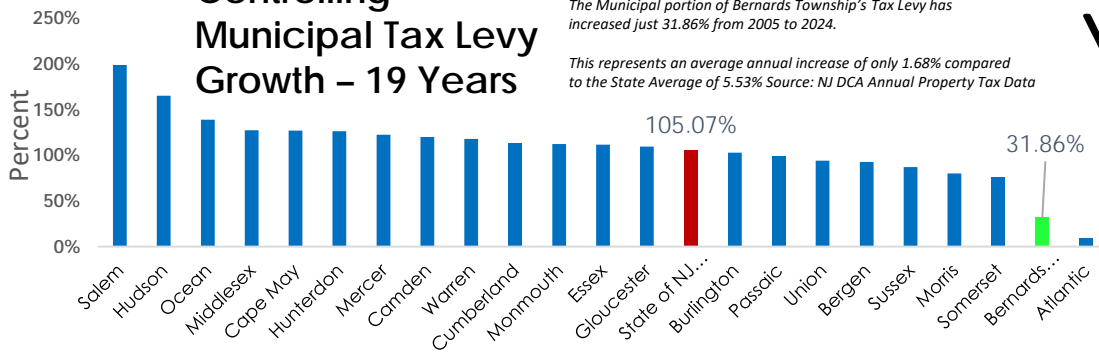
YOUR TAX DOLLARS

At a Glance

Controlling Municipal Tax Levy Growth – 19 Years

The Municipal portion of Bernards Township's Tax Levy has increased just 31.86% from 2005 to 2024.

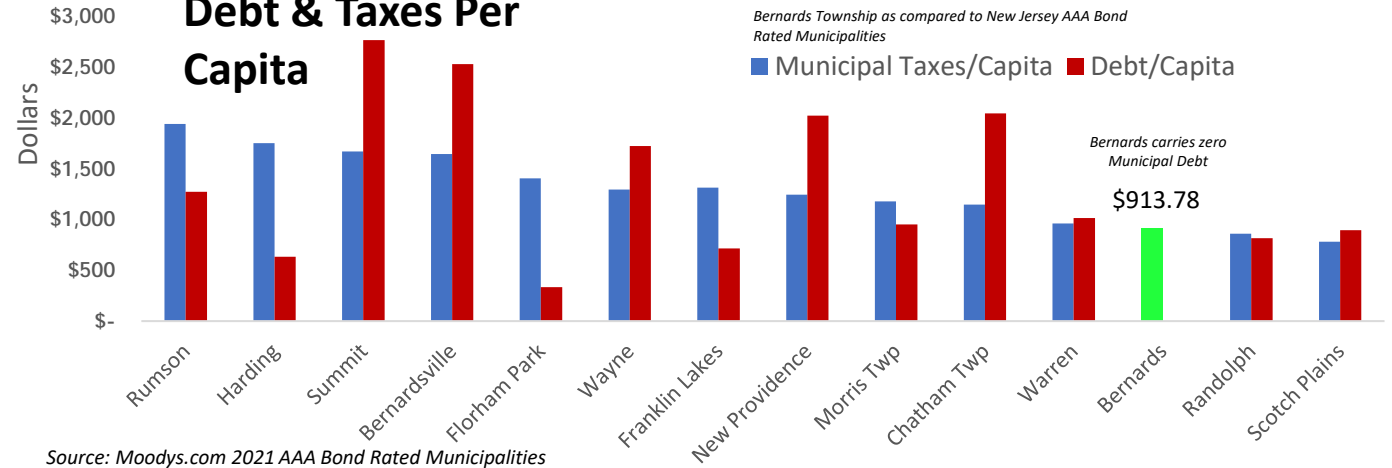
This represents an average annual increase of only 1.68% compared to the State Average of 5.53% Source: NJ DCA Annual Property Tax Data



Debt & Taxes Per Capita

Bernards Township as compared to New Jersey AAA Bond Rated Municipalities

■ Municipal Taxes/Capita ■ Debt/Capita



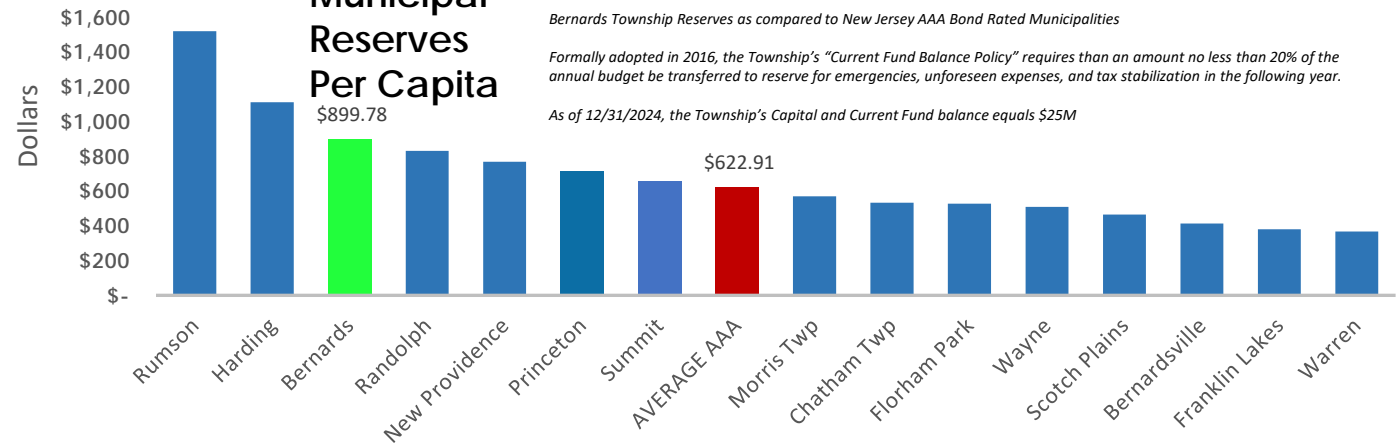
Source: Moodys.com 2021 AAA Bond Rated Municipalities

Municipal Reserves Per Capita


Bernards Township Reserves as compared to New Jersey AAA Bond Rated Municipalities

Formally adopted in 2016, the Township's "Current Fund Balance Policy" requires that an amount no less than 20% of the annual budget be transferred to reserve for emergencies, unforeseen expenses, and tax stabilization in the following year.

As of 12/31/2024, the Township's Capital and Current Fund balance equals \$25M



Total Local Property Tax Growth



Your Local Tax Dollar In 2025

