

MEMORANDUM

DATE: September 24, 2009

SUBJECT: Bernards Township - Growth in Diversity

Race and ethnic composition of Bernards Township residents and primary languages spoken within homes have become significantly diverse in recent years. The largest percentage population growth has been among persons of *Asian* descent.

In the nine years 2000 to 2009, total Township population increased 3,500 (14%). During this time, the *Asian* population increased 3,240 (168%) while the *White* population decreased slightly, -30 (0.14%). The Hispanic/Latino population increased 155 (24%), Black/African American increased 130 (37%), and the total of other ethnic/race categories increased less than 10. As seen from attached **Graphs 1 & 2**, the *White* population has reduced from 89% of total in 2000 to 78% in 2009. As a percent of total population the *Asian* population increased from just under 8% in 2000 to almost 19% in 2009.

Ethnic diversity of Public School Students (PSS) reflects the total population as seen in attached **Graph 3** which displays percent of each ethnic group in Grades K - 5 Total, Wm Annin Middle and Ridge High Schools and total of All Schools. **Graph 4** shows this information for each of the four Neighborhood Schools. From this graph, it is seen that ethnic distribution is very similar for Cedar Hill and Liberty Corner. Mt. Prospect has the least *White* students (51%) and significantly more *Asian* students (46%) than other Neighborhood Schools. The other three have less than 13% *Asian* and greater than 81% *White* students, with 92% at Oak Street. Oak Street has fewest *Asian* (4.7%). Cedar Hill has the highest percent of *Hispanic* (3.9%) students of the Neighborhood Schools.

Comparing **Graph 2** (year 2009) with **Graph 3** (total of All Schools), it is seen that the PSS mirror total population. *White* PSS and population are both 78% of totals. *Asian* PSS and total population are both about 18% of totals. *Hispanic/Latino* cohort comprises 3% of PSS and total population. The remaining Ethnic groups comprise the remaining 1+%.

While *English* is the principal language spoken in **90%** of the PSS homes, **44** additional languages are the primary language in the remaining **10%** of homes. Mandarin (**2%**) is the second most prevalent, followed by *Spanish* and *Hindi* with **1%** each.

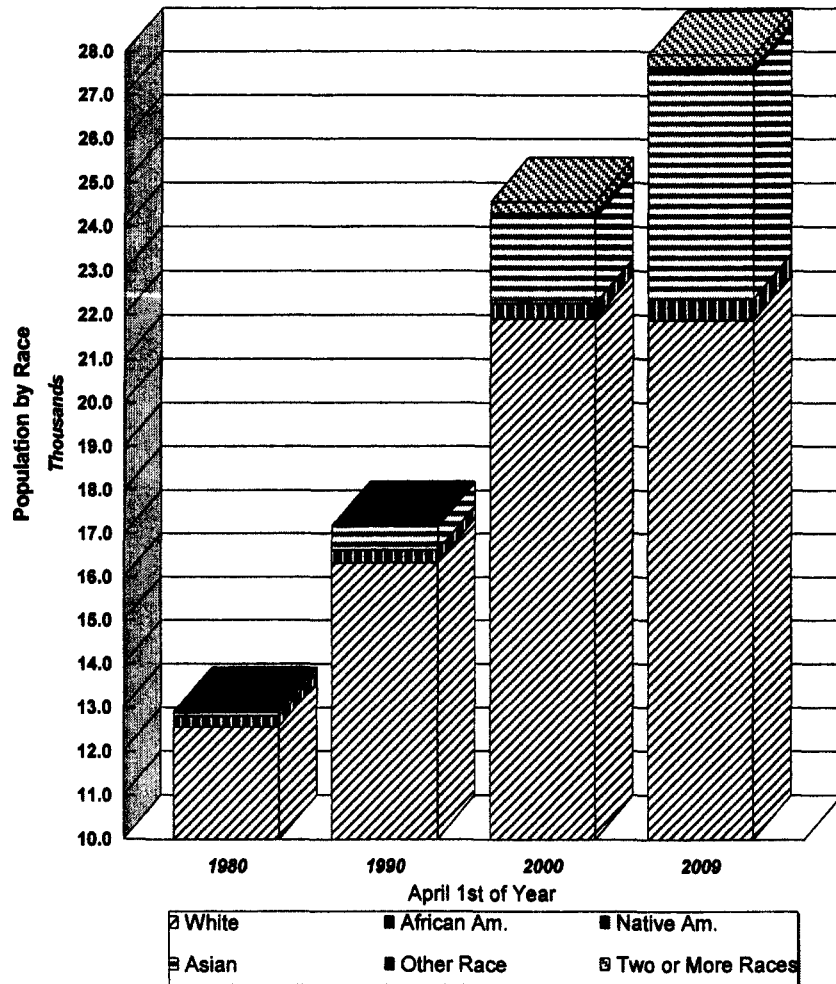
As recent as 1990, the *White* population comprised almost **97%** of total population and English was the principal language in **98%** of homes.



William C. Draper, Sc.D., P.E.
Bernards Township Demographer

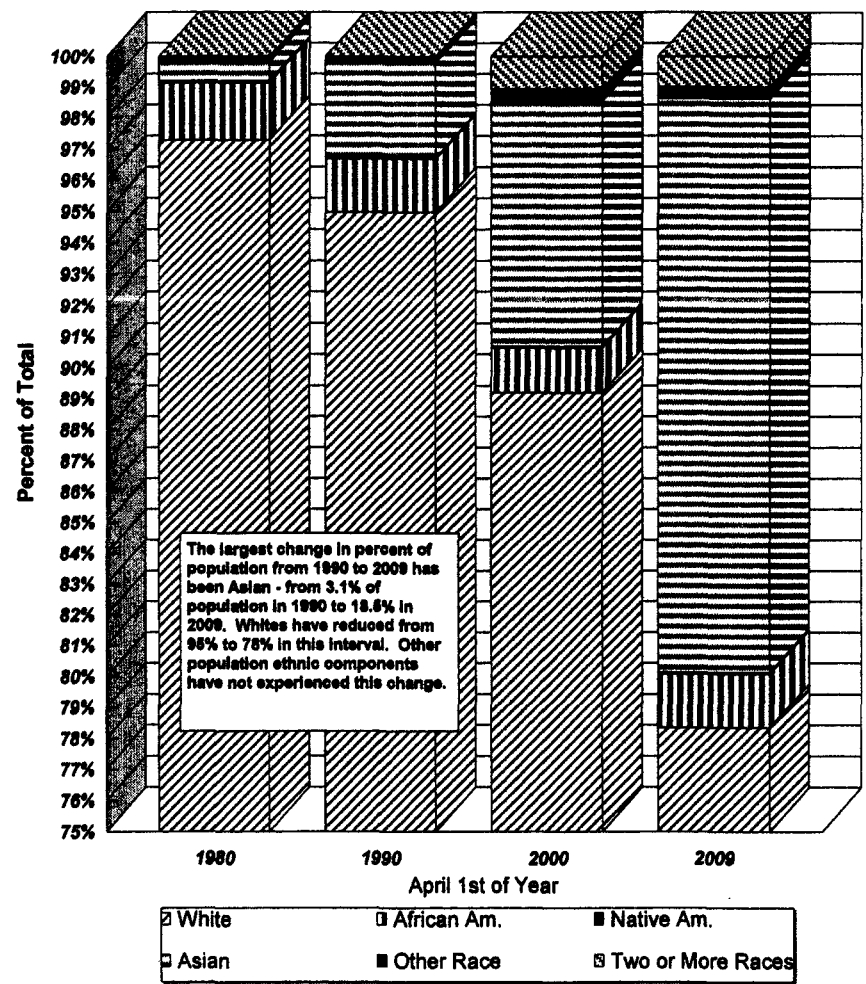
Attachments: Graphs 1 through 4

**Bernards Township
Population**

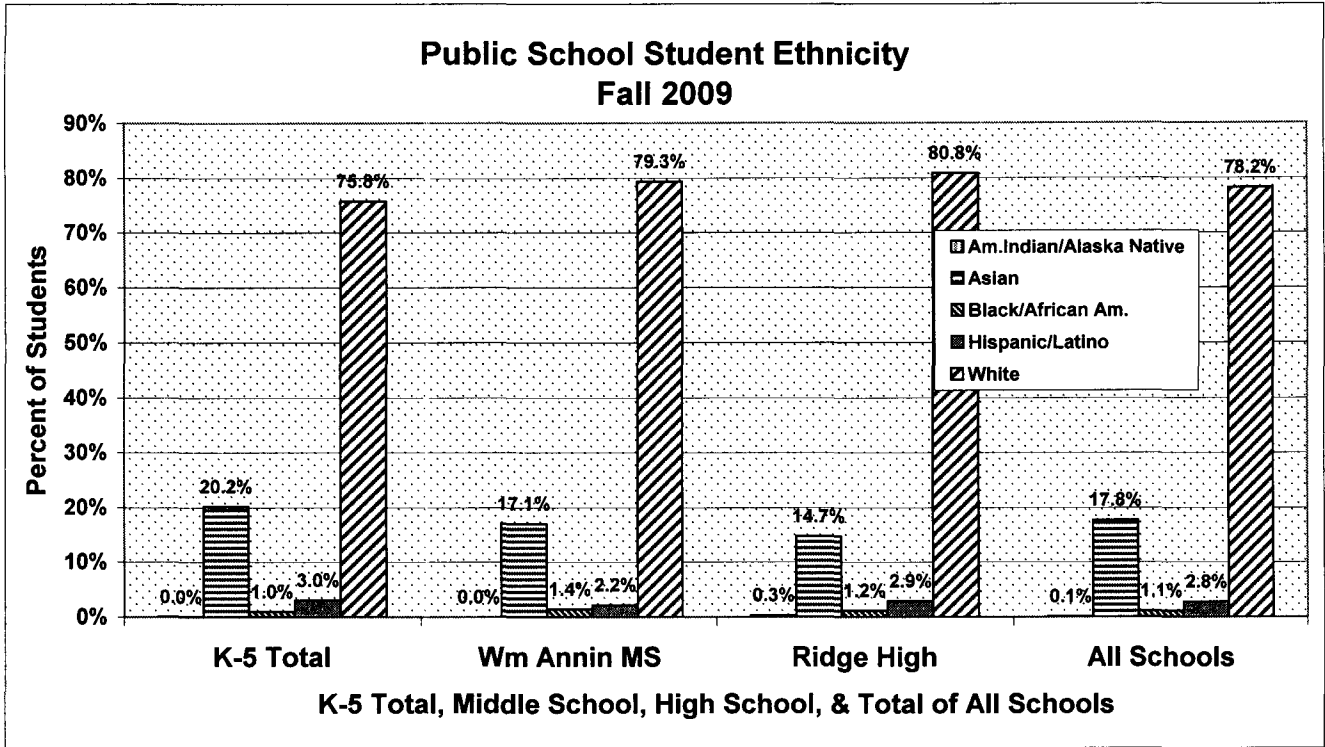


Graph 1

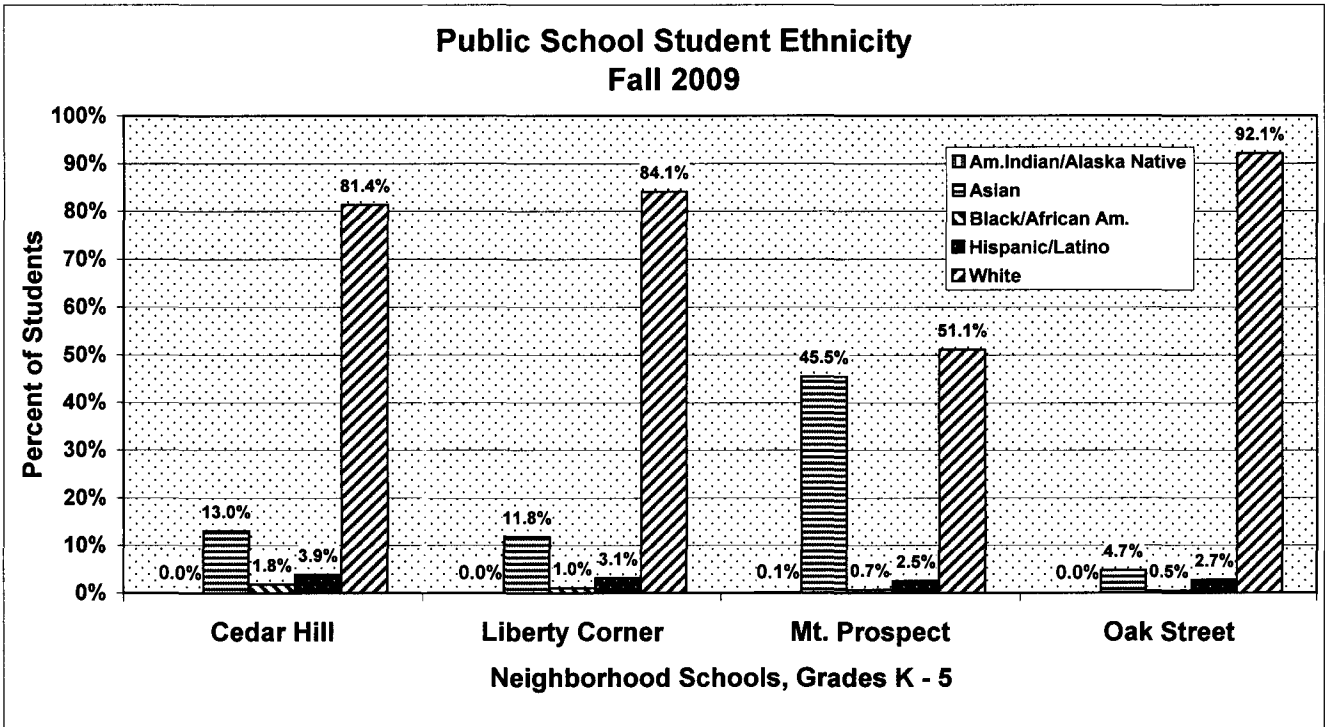
**Bernards Township
Percent of Population by Race**



Graph 2



Graph 3



Graph 4